


# O SCALE TRACK FAQs

## WHY DOES THE 3-RAIL ATLAS O 21ST CENTURY TRACK® SYSTEM USE THE SIZE RAIL THAT IT DOES? HOW WAS THE OVERALL HEIGHT OF THE TIES AND RAILS DETERMINED?

This can be explained simply with one word - "compatibility". It was essential that our track system be readily incorporated into existing layouts using other lines of product. The combined rail and tie height was carefully engineered so that it would match the overall height of Lionel and K-Line O27 tubular, Lionel Super-O, Curtis, Ross and GarGraves. When Atlas O track is placed on traditional 1/4" thick cork roadbed, the height will now match O tubular. We also offer a variety of transition joiners to make connections to other track brands quickly and easily.

## WHY DOESN'T ATLAS O PRODUCE 031 AND 042 CURVES?



2-Rail Scale O Track (Brown ties, nickel silver rail)

When we were designing the 21st Century Track® System, we studied all of the available track curves that were currently available. It became quite obvious that certain diameter curves were of a different geometry than the remaining pieces. Specifically, O-27, Lionel Super O (036), 054 and 072 were all of the same geometry and concentric circles with equal track spacing could be readily created. Even though 031 and 042 were extremely popular, their geometry did not allow the creation of a truly interchangeable track system. Using a 4-1/2" center-to-center spacing for parallel tracks, we were able to create an extremely flexible system with concentric circles ranging from O-27 through O-108. By ensuring that all curves follow the same geometric pattern, layout planning and construction has never been easier.

## WHAT'S SO GREAT ABOUT ATLAS O's 3-RAIL & 2-RAIL 21ST CENTURY TRACK SYSTEMS?


**Appearance:** The scale-sized plastic ties have a realistic wood grain, the tie plates have spikes, the rail joiners have authentic bolt detail and the center rail is blackened.

**Performance:** We chose a SOLID nickel silver T-rail for extra stability and superior electrical conductivity. In addition, the wide, flat surface of the rails provides far greater wheel/rail contact and better traction than tubular track. What's more, solid rails absorb sound better than tubular track so you can enjoy the sounds of your locomotive.

**Versatility:** Every track piece has been specially engineered to fit precisely together in an infinite variety of combinations without the need for custom cutting and fitting.

## IS IT POSSIBLE TO CUT ATLAS O TRACK WITHOUT COMPROMISING ELECTRICAL CONTINUITY OR ALIGNMENT?

Yes, our track can be cut using a Dremel® tool without any compromise. If you would like finished ends on the tie-strips of your cut sections, please purchase Item #6057. This 3-tie section has a snap lock molded on the end so any cut section can snap onto adjacent full sections. Designed to accompany our Custom Flex-Track®, this item may also be used on any track section.



3-Rail 21st Century Track® System (Brown ties, nickel silver rail)



The best way to plan a layout is to use Atlas' Right Track Software 10.0. This program is so easy to use and it is FREE! Just log on to [www.atlaso.com](http://www.atlaso.com) and download the RTS Version 10.0 and you are on your way to planning your layout.

Download our popular layout planning software **FREE!**  
See pages 9-10 or visit our web site for more details.

HOBBY STORE LOCATOR: [HTTP://LOCATOR.ATLASRR.COM](http://locator.atlasrr.com)

# O 3-RAIL NICKEL SILVER TRACK

## 3-RAIL PREMIUM NICKEL SILVER 21<sup>ST</sup> CENTURY TRACK<sup>®</sup> SYSTEM

### APPEARANCE

Our Premium Nickel Silver 21<sup>st</sup> Century Track<sup>®</sup> System is the most realistic and versatile system of track components ever offered to the 3-Rail market. The scale-sized plastic brown track ties have a wood grain, the tie-plates have spikes, and the rail joiners have the bolt detail of real track. To add to the realism, the center rail is blackened. And don't think for a second that because it looks so good you may have to settle for less in the area of performance. The ease of installation and reliability the system provides will impress you.


### PERFORMANCE

Let's start with the rail. We chose solid nickel silver T-rail for extra stability, superior electrical conductivity, and of course, realism. The flat surface of the rails provides a far greater wheel/rail contact ratio when compared to the curved profile of tubular track, and thus, better traction. What's more, solid rails absorb sound better than hollow tubular rails. Independent testing has shown Atlas O 21<sup>st</sup> Century Track to be the quietest on the market.


The way in which track connects and is powered is key to a reliable layout, and we've given both of these elements a lot of thought. Each track piece features a "snap-lock" system that allows you to join track quickly and easily, and provides a secure connection. Our detailed terminal joiners (rail joiners with a wire soldered to the underneath) allow you to connect your power source to the rails of the track at any point on the layout. Insulated joiners used on one outside rail will give you an insulated track section. Insulated track sections are the best way to power trackside operating accessories as well as the Atlas O Signal System (see pages 133-136).




Item #6015 - 1-1/4" Straight Section (4 pcs.)




Item #6050 - 10" Straight Section



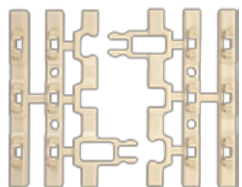
Item #6051 - 4-1/2" Straight Section



Item #6052 - 1-3/4" Straight Section (4 pcs.)




Item #6053 - 5-1/2" Straight Section



Item #6055 - 3-Tie Snap-lock Clips with Cement Ties (8 pcs.)



Item #6057 - 3-Tie Snap-lock Clips with Simulated Wood Ties (8 pcs.)



Item #6054 - 40" Custom-Flex<sup>®</sup> with Simulated Concrete Ties

Item #6056 - 40" Custom-Flex<sup>®</sup> with Simulated Wood Ties (not shown) - see page 48 for photo and tips!

Item #6058 - 40" Custom Rigid Straight

To order, please find a dealer near you at <http://locator.atlasrr.com>. For more ordering information and pricing, please see the price list inserted in this catalog.


HOBBY STORE LOCATOR: [HTTP://LOCATOR.ATLASRR.COM](http://locator.atlasrr.com)

# O 3-RAIL NICKEL SILVER TRACK


## O 3-RAIL NICKEL SILVER TRACK

### Features:


- SOLID nickel silver rail for realistic shape, sounds and rust prevention
- Super joiners for tight fit and superior electrical connection
- Large and growing list of track: 10 different diameters (O-27- O-108), 16 different switches, 6 crossings, all the straight pieces you could ever want, flex track and more
- Growing list of track accessories (see p. 96)
- Geometrically exact layout construction
- FREE online layout software for designing your own layout at [www.atlaso.com](http://www.atlaso.com)
- Special UV additive designed for indoor and outdoor use



Item #6011 - 0-81 Full Curve



Item #6012 - 1/3 0-81 Curve (2 pcs.)




Item #6013 - 0-90 Full Curve



Item #6014 - 0-99 Full Curve



Item #6016 - 0-108 Full Curve



Item #6043 - 0-27 Full Curve




Item #6044 - 0-27 Half Curve


To order, please find a dealer near you at <http://locator.atlasrr.com>. For more ordering information and pricing, please see the price list inserted in this catalog.

HOBBY STORE LOCATOR: [HTTP://LOCATOR.ATLASRR.COM](http://locator.atlasrr.com)


# O 3-RAIL NICKEL SILVER TRACK




Item #6045 - 0-45 Full Curve




Item #6046 - 0-45 Quarter Curve (4 pcs.)




Item #6060 - 0-54 Full Curve




Item #6061 - 0-54 Half Curve



Item #6062 - 0-72 Full Curve



Item #6063 - 0-72 Half Curve



Item #6064 - 0-63 Full Curve



Item #6066 - 0-36 Full Curve





Item #6068 - 0-36 Quarter Curve (4 pcs.)

To order, please find a dealer near you at <http://locator.atlasrr.com>. For more ordering information and pricing, please see the price list inserted in this catalog.

HOBBY STORE LOCATOR: [HTTP://LOCATOR.ATLASRR.COM](http://locator.atlasrr.com)

# O 3-RAIL NICKEL SILVER TRACK

Item #6010 - 10" Straight Terminal Section



Item #6040 - Bumper (2 pcs. - track not included)




Item #6059 - 1-3/4" Uncoupling Track



Item #6097 - Accessory Rails  
(For use with cars equipped with sliding shoes)


## CUSTOM SUPREME CROSSINGS




Item #6080 - 90° Crossing



Item #6082 - 22.5° Crossing



Item #6081 - 45° Crossing



Item #6083 - 60° Crossing



Item #6084 - 30° Crossing


To order, please find a dealer near you at <http://locator.atlasrr.com>. For more ordering information and pricing, please see the price list inserted in this catalog.

HOBBY STORE LOCATOR: [HTTP://LOCATOR.ATLASRR.COM](http://locator.atlasrr.com)


# O 3-RAIL NICKEL SILVER TRACK

## CUSTOM SUPREME SWITCHES

Atlas O turnouts feature SOLID nickel silver rails with a true prototypical profile. Add to this, die-cast frogs and points with cast-on nut and bolt detail, realistic throw bar linkage, and metal guardrails and you have turnouts second to none. The turnouts are pre-wired for positive electrical contact throughout their length and come with remote control switch machines. And the patented switch machines can be placed in three positions! The points are sprung for non-derailing action. You can even adjust the spring tension of the points to meet your requirements.



Item #6021 - #7.5 High Speed Turnout, Left Hand




Item #6022 - #7.5 High Speed Turnout, Right Hand

### Features:

- Solid nickel silver rail
- Scale-sized ties with accurate tie plate, spike and bolt detail
- Detailed, all metal frogs and points
- Remote control switch machine which can be placed in at least 3 positions (4 on the Wye)
- Sprung points for positive non-derailing action
- Comes complete with controller, wire and all necessary hardware
- Complete instructions included
- Blackened center rail
- Metal guardrails
- Pre-wired
- Can be used with Lionel® TrainMaster® Command Control (Lionel TMCC ASC or SC-2 is required)
- Can be used with #6924 Non-Derail Circuit Board for additional power options
- Can be used with #6931 Switch Signal for illuminated route indications



Item #6024 - #5 Turnout, Left Hand



Item #6025 - #5 Turnout, Right Hand

To order, please find a dealer near you at <http://locator.atlasrr.com>. For more ordering information and pricing, please see the price list inserted in this catalog.

HOBBY STORE LOCATOR: [HTTP://LOCATOR.ATLASRR.COM](http://locator.atlasrr.com)


# O 3-RAIL NICKEL SILVER TRACK

..... CUSTOM SUPREME SWITCHES .....



Item #6027 - #5 Double Slip Switch

Item #6070 - 0-54 Remote Turnout, Left Hand




Item #6071 - 0-54 Remote Turnout, Right Hand



Item #6072 - 0-72 Remote Turnout, Left Hand



Item #6073 - 0-72 Remote Turnout, Right Hand



Item #6074 - 0-72 Wye Remote Turnout




To order, please find a dealer near you at <http://locator.atlasrr.com>. For more ordering information and pricing, please see the price list inserted in this catalog.

HOBBY STORE LOCATOR: [HTTP://LOCATOR.ATLASRR.COM](http://locator.atlasrr.com)

# O 3-RAIL NICKEL SILVER TRACK

Item #6075 - O-36 Remote Turnout, Left Hand





Item #6076 - O-36 Remote Turnout, Right Hand



Item #6098 - O Deluxe Under-Table Switch Machine


Item #6077 - O-72/O-54 Curved Turnout, Left Hand




Item #6078 - O-72/O-54 Curved Turnout, Right Hand



Item #6099 - Remote Switch Machine



Item #6085 - O-45 Turnout, Left Hand



Item #6086 - O-45 Turnout, Right Hand

To order, please find a dealer near you at <http://locator.atlasrr.com>. For more ordering information and pricing, please see the price list inserted in this catalog.

HOBBY STORE LOCATOR: [HTTP://LOCATOR.ATLASRR.COM](http://locator.atlasrr.com)



# O 3-RAIL TRACK LAYOUTS

## CHOOSING A LAYOUT

### 1. REVIEW THE LAYOUTS

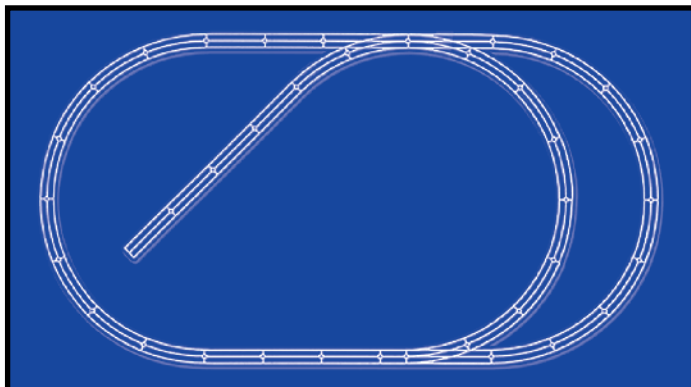
This catalog gives you a basic overview of every railroad plan currently published by Atlas. Once you have decided which layout fits your scale, skill level, size and price range (see price list inserted into this catalog), you will be ready to purchase the book. Do not attempt to construct a layout by using this catalog only. You will need the specific instruction book to build the layout.

### 2. CHOOSE YOUR LAYOUT BOOK

Each layout is detailed in the *Atlas O 3-Rail Layout Book*.

### 3. PURCHASE THE LAYOUT

Atlas products are sold worldwide in hobby shops, as well as on our online store. Developing a relationship with your local hobby shop can enhance and assist your model railroading experience. Utilizing the advanced Atlas International Dealer Locator on our website (below), you can view and download directions to hobby shops in your area. If you choose not to buy all components at once, you could divide the layout into independent sections, then expand your railroad at your discretion.



### **O-1 A FINE BEGINNING**

**From Book:** *Atlas O 3-Rail Layout Book*

**Minimum Table Size Required:** 5' x 9'

**3-Rail Nickel Silver Item #**O-1

**Products Required:** 33 pieces of sectional track, 3 remote switches and the necessary electrical components, rail joiners, track screws and layout wire.

This basic layout, is a logical expansion of the oval of track which comes with most train sets. However, by using Atlas O 0-54 curves, you will be able to run the majority of equipment currently available, and this is good planning for the future.

### **O-2 BEYOND THE FIGURE EIGHT**


**From Book:** *Atlas O 3-Rail Layout Book*

**Minimum Table Size Required:** 6' x 13'

**3-Rail Nickel Silver Item #**O-2

**Products Required:** 56 pieces of sectional track, 5 remote switches, 1 crossing and the necessary electrical components, rail joiners, track screws and layout wire.

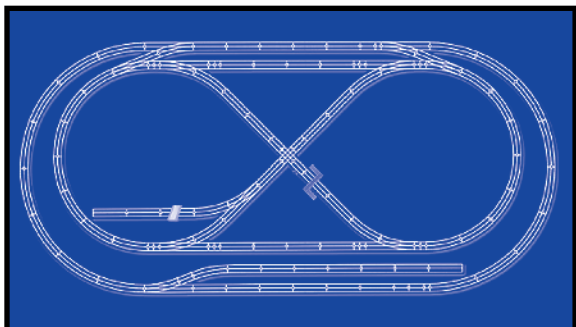
One of the most popular track plans is the figure 8, in that it allows the train to seemingly reverse directions. This layout adds interest by adding a passing siding and three spur tracks. Note that with the location of the switches, a train can run, uninterrupted, on the main line while another switches the lower sidings.



To order, please find a dealer near you at <http://locator.atlasrr.com>. For more ordering information and pricing, please see the price list inserted in this catalog.

HOBBY STORE LOCATOR: [HTTP://LOCATOR.ATLASRR.COM](http://locator.atlasrr.com)

# O 3-RAIL TRACK LAYOUTS



## O-3 CONTINUOUS RUNNING WITH A TWIST

**From Book:** *Atlas O 3-Rail Layout Book*

**Minimum Table Size Required:** 7' x 14'

**3-Rail Nickel Silver Item #**0-3

**Products Required:** 97 pieces of sectional track, 10 remote switches, 1 crossing and the necessary electrical components, rail joiners, track screws and layout wire.

This layout combines two ovals, in which the inner oval includes an interconnected figure 8 which allows a train to reverse direction. In addition, crossovers connect the outer loop to the inner loop, so trains can travel anywhere on the layout.

## O-4 MAIN LINE ACTION

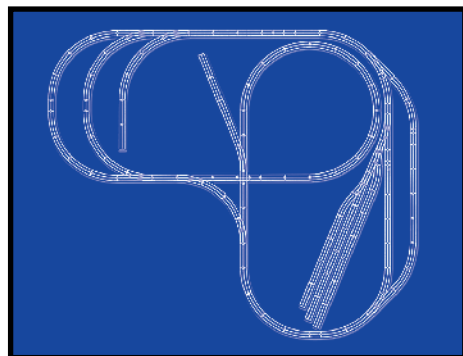

**From Book:** *Atlas O 3-Rail Layout Book*

**Minimum Table Size Required:** 7' x 12'

**3-Rail Nickel Silver Item #**0-4

**Products Required:** 97 pieces of sectional track, 13 remote switches and the necessary electrical components, rail joiners, track screws and layout wire.

This layout incorporates multiple tracks connected by crossovers, for full freedom of operation. There are two separate ovals with passing tracks, and even a passing track around the small freight yard. As always, Atlas O track and electrical accessories make two-train operation easy.



## O-5 EXPAND YOUR POSSIBILITIES

**From Book:** *Atlas O 3-Rail Layout Book*

**Minimum Table Size Required:** 11' x 13'

**3-Rail Nickel Silver Item #**0-5

**Products Required:** 102 pieces of sectional track, 11 remote switches, 1 crossing and the necessary electrical components, rail joiners, track screws and layout wire.

This "L" shaped layout offers some of the best features of the previous layouts in a combination which can provide some realistic operation. Two train operation is easy with two passing sidings, and an alternate route is available that provides the reversing effect of a figure 8. Add to this a small freight yard and several industrial sidings and you're off to true railroad operations.

## O-6 EMPIRE BUILDING

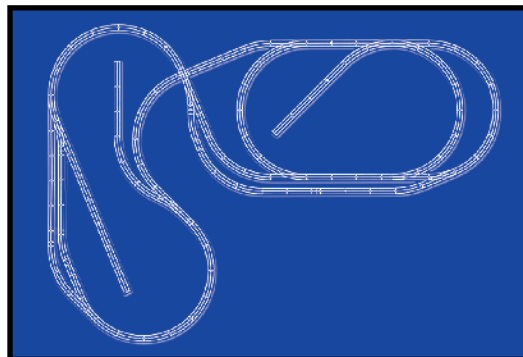
**From Book:** *Atlas O 3-Rail Layout Book*

**Minimum Table Size Required:** 11' x 16'

**3-Rail Nickel Silver Item #**0-6

**Products Required:** 105 pieces of sectional track, 11 remote switches, 1 crossing and the necessary electrical components, rail joiners, track screws and layout wire.

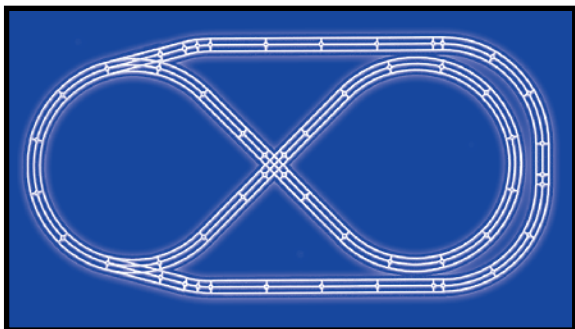
An enlarged oval from layout #1, this lazy figure 8 gives a nicely-sized main line run and multi-train operation is a snap with the three passing sidings. Additional industrial sidings will keep your freight busy, yet continuous running is easy if that is your desire. This layout also offers excellent scenery possibilities, limited only by your imagination.



To order, please find a dealer near you at <http://locator.atlasrr.com>. For more ordering information and pricing, please see the price list inserted in this catalog.

HOBBY STORE LOCATOR: [HTTP://LOCATOR.ATLASRR.COM](http://locator.atlasrr.com)

# O 3-RAIL TRACK LAYOUTS



## O-7 MILWAUKEE & NORTHERN

**From Book:** *Atlas O 3-Rail Layout Book*

**Minimum Table Size Required:** 4' x 8'

**3-Rail Nickel Silver Item #**O-7

**Products Required:** 48 pieces of sectional track, 2 remote switches, 1 crossing and the necessary electrical components, rail joiners, track screws and layout wire.

A combination of the oval and the figure 8 makes this layout a very versatile arrangement. Only two wires are needed to provide power to the layout if you have one train, but by incorporating an Atlas Selector into the wiring, full control of two trains is easily accomplished.

## O-8 WEST SIDE BELT


**From Book:** *Atlas O 3-Rail Layout Book*

**Minimum Table Size Required:** 4' x 8'

**3-Rail Nickel Silver Item #**O-8

**Products Required:** 39 pieces of sectional track, 6 remote switches, 3 uncoupling track sections and the necessary electrical components, rail joiners, track screws and layout wire.

Schematically similar to layout #1, this layout revamps the oval to include gentle reverse curves which increase realism and allow a more interesting track pattern. You can also freely intermix O-36, O-54 and O-72 switches to create a fluid and realistic track arrangement, and still fit on a 4' x 8' table. As with all layouts shown, the wiring allows for the operation of at least two trains.



## O-9 KANSAS CITY CONNECTING

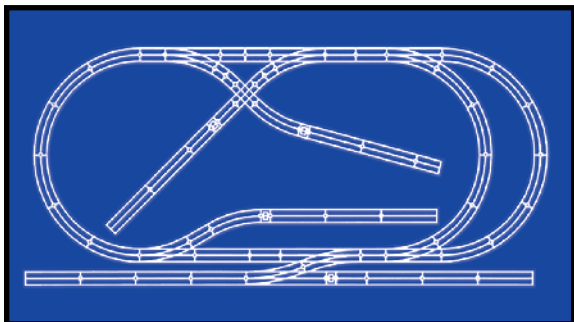
**From Book:** *Atlas O 3-Rail Layout Book*

**Minimum Table Size Required:** 4' x 8'

**3-Rail Nickel Silver Item #**O-9

**Products Required:** 49 pieces of sectional track, 7 remote switches, 1 crossing, 4 uncoupling track sections and the necessary electrical components, rail joiners, track screws and layout wire.

This layout offers intricate switching operations with sidings branching off the main line in both directions. The passing siding on the right end will prove to be invaluable when operating the layout, since it allows the locomotive to run around the cars so that all sidings may be worked.



## O-10 DETROIT WESTERN

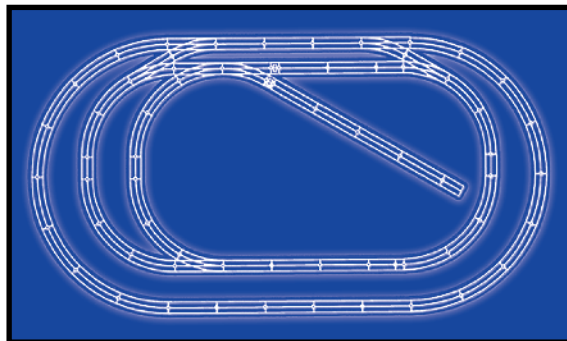
**From Book:** *Thirty-Three 3-Rail Layouts*

**Minimum Table Size Required:** 5' x 9'

**3-Rail Nickel Silver Item #**O-10

**Products Required:** 54 pieces of sectional track, 7 remote switches, 2 uncoupling track sections and the necessary electrical components, rail joiners, track screws and layout wire.


Featuring a double oval for continuous running of two trains, twin crossovers are provided to allow full connection between the loops. You will then be able to realistically route a faster train around its slower counterpart, thus duplicating true railroad operations.



To order, please find a dealer near you at <http://locator.atlasrr.com>. For more ordering information and pricing, please see the price list inserted in this catalog.

HOBBY STORE LOCATOR: [HTTP://LOCATOR.ATLASRR.COM](http://locator.atlasrr.com)

# O 3-RAIL TRACK LAYOUTS



## O-11 CLOVERLEAF JUNCTION

**From Book:** *Atlas O 3-Rail Layout Book*

**Minimum Table Size Required:** 10' x 12.5'

**3-Rail Nickel Silver Item #**O-11

**Products Required:** 113 pieces of sectional track, 10 remote switches, 2 crossings, 1 uncoupling track section and the necessary electrical components, rail joiners, track screws and layout wire.

An ideal layout for two operators, this railroad features two completely separate routes that have been designed to cross over each other in two locations, realistically depicting junctions between competing rail lines. The operators must interact with each other so that collisions are avoided and train schedules are met.

## O-12 RENOVO & SOUTHERN



**From Book:** *Atlas O 3-Rail Layout Book*

**Minimum Table Size Required:** 7' x 18'

**3-Rail Nickel Silver Item #**O-12

**Products Required:** 124 pieces of sectional track, 14 remote switches and the necessary electrical components, rail joiners, track screws and layout wire.

An example of an out-and-back plan, this layout combines the classic main line oval with a stub-end train yard. By adding a single reversing cut-off to the oval, departure and arrival operation from the terminal becomes realistically possible. The wiring allows for two train operation on the main line plus an additional train in the yard.



## O-13 VALLEY CROSSING

**From Book:** *Atlas O 3-Rail Layout Book*

**Minimum Table Size Required:** 8' x 16'

**3-Rail Nickel Silver Item #**O-13

**Products Required:** 136 pieces of sectional track, 13 remote switches, 2 crossings, 7 uncoupling track sections and the necessary electrical components, rail joiners, track screws and layout wire.

This layout compactly combines four reversing loops, two junctions with 90 degree crossings and a moderately-sized storage yard in an 8' x 16' area. The result is a layout that allows trains full freedom of movement over a variety of routes with a minimum of repetition.

## O-14 HILLSIDE INDUSTRIAL

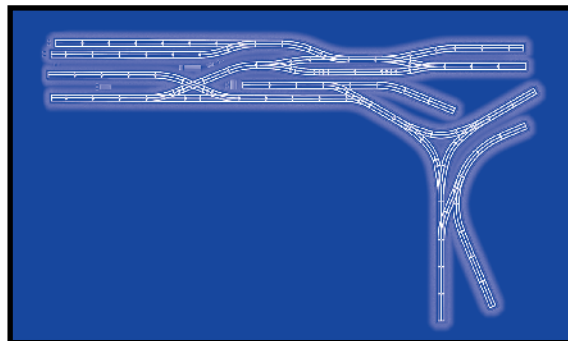
**From Book:** *Atlas O 3-Rail Layout Book*

**Minimum Table Size Required:** 2' x 15.5', with 3' x 7' extension

**3-Rail Nickel Silver Item #**O-14

**Products Required:** 83 pieces of sectional track, 14 remote switches, 1 crossing and the necessary electrical components, rail joiners, track screws and layout wire.


This layout has been designed for the modeler with narrow, limited space. A great deal of back-and-forth switching is required to reach many of the sidings. Included in the plan is a run-around track and a reversing wye to allow equipment to be turned around. The switching possibilities are endless.



To order, please find a dealer near you at <http://locator.atlasrr.com>. For more ordering information and pricing, please see the price list inserted in this catalog.

HOBBY STORE LOCATOR: [HTTP://LOCATOR.ATLASRR.COM](http://locator.atlasrr.com)

# O 3-RAIL TRACK LAYOUTS



## O-15 FT. WAYNE & CHICAGO BRIDGE LINE

**From Book:** *Atlas O 3-Rail Layout Book*

**Minimum Table Size Required:** 12' x 13'

**3-Rail Nickel Silver Item #**O-15

**Products Required:** 134 pieces of sectional track, 10 remote switches, 4 crossings and the necessary electrical components, rail joiners, track screws and layout wire.

This layout offers a long main line run that winds over itself several times. Basically a single track railroad, there are three passing sidings so two trains can be handled readily. The four crossings dictate care in dispatching, so train scheduling will be constantly changing as the trains pass one another at different points. Several sidings allow for the set-out and pick-up of cars at industries of your choice.

## O-16 CAVE CREEK CENTRAL


**From Book:** *Atlas O 3-Rail Layout Book*

**Minimum Table Size Required:** 8' x 21'

**3-Rail Nickel Silver Item #**O-16

**Products Required:** 156 pieces of sectional track, 18 remote switches, 1 crossing, 6 uncoupling track sections and the necessary electrical components, rail joiners, track screws and layout wire.

A "dogbone"-shaped oval with a double crossover located in its narrow-waisted center, this layout allows trains to move alternately in either direction, for unlimited movement. The parallel tracks on both ends of the loop feature O-63 and O-72 curves, allowing operation of virtually any piece of equipment currently available.



## O-17 ATLANTIC MIDLAND


**From Book:** *Atlas O 3-Rail Layout Book*

**Minimum Table Size Required:** 10.5' x 18'

**3-Rail Nickel Silver Item #**O-17

**Products Required:** 175 pieces of sectional track, 18 remote switches, 3 crossings, 5 uncoupling track sections and the necessary electrical components, rail joiners, track screws and layout wire.

The perimeter of this layout is a simple oval, but that is where simplicity ends. Branching off from the oval are several reverse loops, a small yard, a passing track (which is crossed by one of the reversing loops) and a couple of rail line junctions. Scenic possibilities are also enhanced by the intricate track arrangements.



## O-18 JERSEY COAST LINES

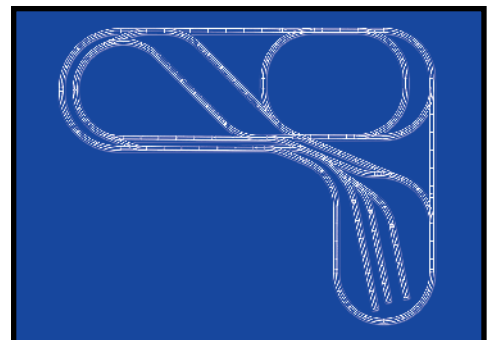
**From Book:** *Atlas O 3-Rail Layout Book*

**Minimum Table Size Required:** 14' x 18'

**3-Rail Nickel Silver Item #**O-18

**Products Required:** 152 pieces of sectional track, 19 remote switches, 1 crossing, 3 uncoupling track sections and the necessary electrical components, rail joiners, track screws and layout wire.


This "L" shaped layout offers many different routes branching from a perimeter loop. The junction of the two legs of the "L" platform is the perfect location for a rail junction with a crossing and multiple tracks. In addition to the passing tracks, reversing loop and reversing wye, we've also included a figure 8. Storage sidings are limited to the small yard at the right, but additional spurs may be added anywhere you have 2 adjacent 10" straight sections.



To order, please find a dealer near you at <http://locator.atlasrr.com>. For more ordering information and pricing, please see the price list inserted in this catalog.

HOBBY STORE LOCATOR: [HTTP://LOCATOR.ATLASRR.COM](http://locator.atlasrr.com)

# O 3-RAIL TRACK LAYOUTS



## O-19 THE GRAND JUNCTION

**From Book:** *Atlas O 3-Rail Layout Book*

**Minimum Table Size Required:** 10.5' x 24.5'

**3-Rail Nickel Silver Item #**O-19

**Products Required:** 205 pieces of sectional track, 16 remote switches, 6 crossings, 5 uncoupling track sections and the necessary electrical components, rail joiners, track screws and layout wire.

This layout represents a point at which a double track rail line is crossed by two seemingly-single track lines. It is comprised of two separate figure 8 loops for both clockwise and counter-clockwise operation. But with the addition of connecting tracks between the two loops, the operational variety increases dramatically.

## O-20 TEXAS WESTERN

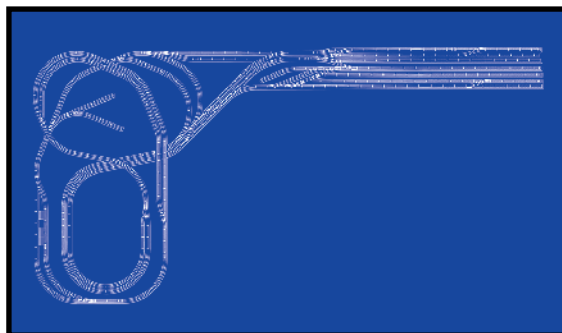
**From Book:** *Atlas O 3-Rail Layout Book*

**Minimum Table Size Required:** 18' x 10' **Yard Table Size:** 3' x 26.5'

**3-Rail Nickel Silver Item #**O-20

**Products Required:** 371 pieces of sectional track, 32 remote switches, 2 crossings, and the necessary electrical components, rail joiners, track screws and layout wire.

A combination of the traditional rectangular layout platform and a shelf-type table, this layout results in a realistic out-and-back system that offers a long main line connected to a substantial terminal yard by twin reversing wyes. The main line is a twice-around oval twisted into an over-and-under figure 8. It combines three long passing sidings with several stretches of single track for real operating interest. If you desire operating realism, than this layout may be the one for you.



## O-21 DIABLO CANYON LINES


**From Book:** *Atlas O 3-Rail Layout Book*

**Minimum Table Size Required:** 11' x 28.5'

**3-Rail Nickel Silver Item #**O-21

**Products Required:** 328 pieces of sectional track, 25 remote switches, 3 crossings, 7 uncoupling track sections and the necessary electrical components, rail joiners, track screws and layout wire

Depicting a double-track main line crossing a narrow river valley on a variety of bridges, this layout has connecting tracks and cross-overs that allow trains to easily flow from one main line to the other. Schematically, this layout is two over-and-under figure 8's, interconnected at a variety of points. Two trains can run continuously on the main line and another can be switching cars in the yard. In addition, the track plan lends itself to some spectacular scenic effects, especially in mountain and tunnel construction.



## O-22 JANESVILLE JUNCTION

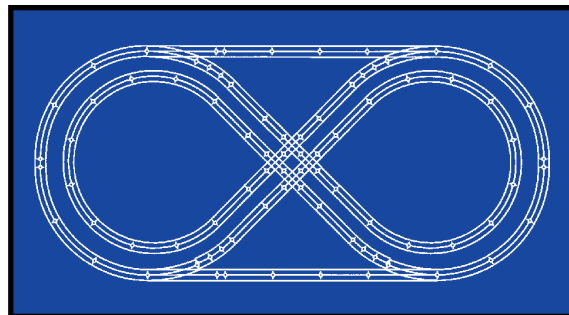
**From Book:** *Atlas O 3-Rail Layout Book*

**Minimum Table Size Required:** 5' x 10'

**3-Rail Nickel Silver Item #**O-22

**Products Required:** 68 pieces of sectional track, 4 remote switches, 4 crossings, and the necessary electrical components, rail joiners, track screws and layout wire.

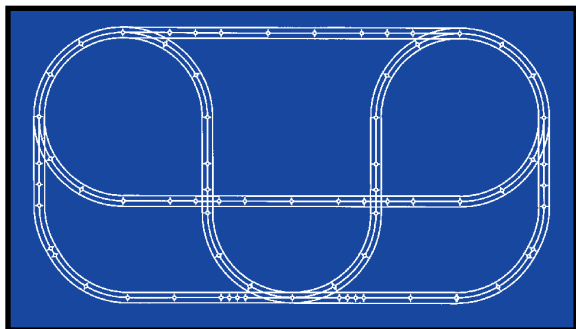
This layout connects two figure eights with a quadruple crossing so trains can travel in multiple directions. A simple, yet interesting layout, this track plan is great for the modeler who loves to see trains run.



To order, please find a dealer near you at <http://locator.atlasrr.com>. For more ordering information and pricing, please see the price list inserted in this catalog.

HOBBY STORE LOCATOR: [HTTP://LOCATOR.ATLASRR.COM](http://locator.atlasrr.com)

# O 3-RAIL TRACK LAYOUTS



## O-23 HUDSON VALLEY LINES

**From Book:** *Atlas O 3-Rail Layout Book*

**Minimum Table Size Required:** 5.5' x 10'

**3-Rail Nickel Silver Item #**O-23

**Products Required:** 59 pieces of sectional track, 6 remote switches, 2 crossings and the necessary electrical components, rail joiners, track screws and layout wire.

Combining crossovers, straight track and more, this layout is versatile and is sure to please the modeler who wants to get started simply and easily.

## O-24 INDIANA INTERWOVEN

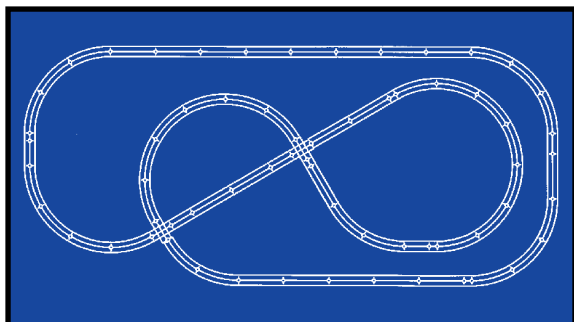
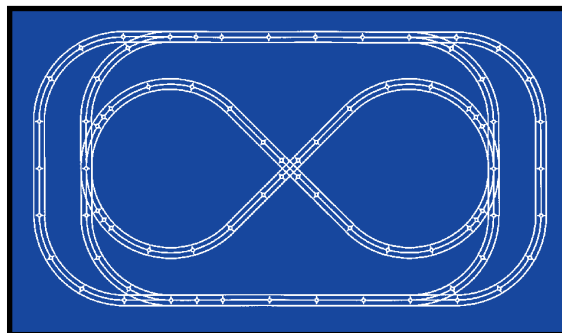
**From Book:** *Atlas O 3-Rail Layout Book*

**Minimum Table Size Required:** 5.5' x 10'

**3-Rail Nickel Silver Item #**O-24

**Products Required:** 65 pieces of sectional track, 8 remote switches, 1 crossing, and the necessary electrical components, rail joiners, track screws and layout wire.

An expanded figure-8 layout with inter-connecting ovals, this layout plan allows your trains to travel freely on your layout. Perfect for the train enthusiast who like full control of his railroad operation.



## O-25 THE PACIFIC PRETZEL

**From Book:** *Atlas O 3-Rail Layout Book*

**Minimum Table Size Required:** 5' x 10'

**3-Rail Nickel Silver Item #**O-25

**Products Required:** 59 pieces of sectional track, 2 crossings and the necessary rail joiners, track screws and layout wire.

Designed for the beginner, no switches are included making the wiring easy. Yet with its intertwined main line, operation is guaranteed to be fun.

## O-26 MINNESOTA WESTERN

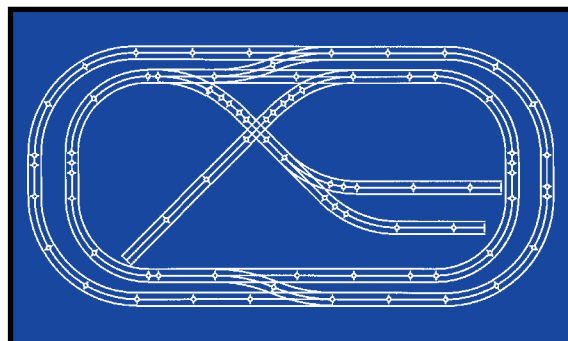
**From Book:** *Atlas O 3-Rail Layout Book*

**Minimum Table Size Required:** 4' x 8'

**3-Rail Nickel Silver Item #**O-26

**Products Required:** 68 pieces of sectional track, 7 remote switches, 1 crossing and the necessary electrical components, rail joiners, track screws and layout wire.


Two interconnected ovals keeps trains busy on this railroad. Adding three spur tracks serves local industries and keeps a local freight train moving.



To order, please find a dealer near you at <http://locator.atlasrr.com>. For more ordering information and pricing, please see the price list inserted in this catalog.

HOBBY STORE LOCATOR: [HTTP://LOCATOR.ATLASRR.COM](http://locator.atlasrr.com)

# O 3-RAIL TRACK LAYOUTS



## O-27 GATEWAY CENTRAL

**From Book:** *Atlas O 3-Rail Layout Book*

**Minimum Table Size Required:** 8' x 15'

**3-Rail Nickel Silver Item #**O-27

**Products Required:** 123 pieces of sectional track, 14 remote switches, 1 crossing and the necessary electrical components, rail joiners, track screws and layout wire.

Popular for its multiple track main lines, this layout contains a four-track freight yard. Ideal for a realistic train operation where freight cars are dropped off and picked up on a regular basis.

## O-28 CHESAPEAKE CROSSING

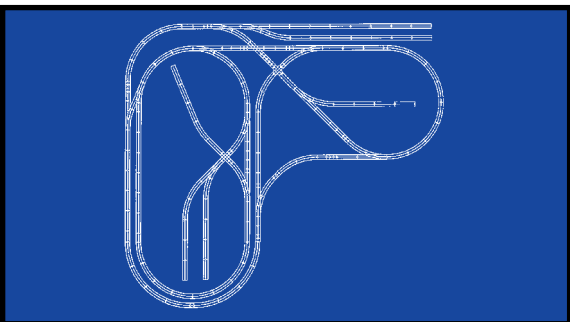
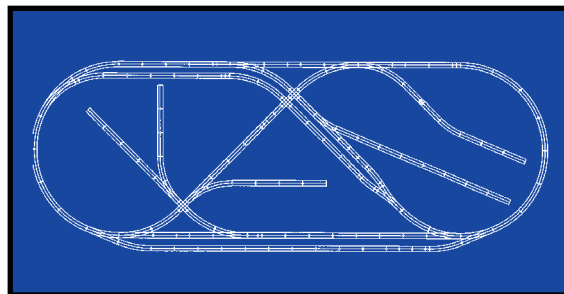
**From Book:** *Atlas O 3-Rail Layout Book*

**Minimum Table Size Required:** 7' x 19'

**3-Rail Nickel Silver Item #**O-28

**Products Required:** 118 pieces of sectional track, 13 remote switches, 3 crossings and the necessary electrical components, rail joiners, track screws and layout wire.

Fun to operate and watch, this layout features several spurs and avenues for traveling on the main line. Interconnecting tracks makes trains passing a perfect complement to this hectic railroad scene.



## O-29 PORT HURON & SOUTHERN

**From Book:** *Atlas O 3-Rail Layout Book*

**Minimum Table Size Required:** 12' x 14'

**3-Rail Nickel Silver Item #**O-29

**Products Required:** 161 pieces of sectional track, 12 remote switches, 3 crossings, 6 uncoupling sections and the necessary electrical components, rail joiners, track screws and layout wire.

If you have the room, this layout has the functionality! Spurs, crossover tracks, and main lines are all included to make this railroad both exciting and interesting.

## O-30 GREAT EASTERN LINES

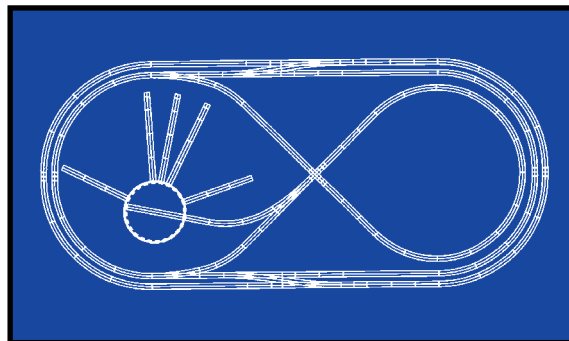
**From Book:** *Atlas O 3-Rail Layout Book*

**Minimum Table Size Required:** 9' x 18'

**3-Rail Nickel Silver Item #**O-30

**Products Required:** 119 pieces of sectional track, 7 turnouts, 1 crossing, 1 turntable and the necessary electrical components, rail joiners, track screws and layout wire.

A modern figure 8, two ovals and turntable combination makes this layout a joy to operate. Add a roundhouse and move your locos in!




To order, please find a dealer near you at <http://locator.atlasrr.com>. For more ordering information and pricing, please see the price list inserted in this catalog.

HOBBY STORE LOCATOR: [HTTP://LOCATOR.ATLASRR.COM](http://locator.atlasrr.com)



# O 3-RAIL TRACK LAYOUTS



## O-31 WEEHAWKEN INDUSTRIAL

**From Book:** *Atlas O 3-Rail Layout Book*

**Minimum Table Size Required:** 4.5' x 26'

**3-Rail Nickel Silver Item #**O-31

**Products Required:** 92 pieces of sectional track, 10 turnouts, 3 crossings, 1 turntable and the necessary electrical components, rail joiners, track screws and layout wire.

The Weehawken Industrial was designed for the modeler with the need for a narrow layout, but is interesting enough for extended operational sessions. Designed for quite a bit of back-and-forth switching, this layout incorporates a turntable to allow equipment to be turned around with ease. Several sidings allow for a variety of industries, adding interest for the set-out and pick-up of cars of your choice.

## O-32 ADIRONDACK & LAKE CHAMPLAIN


**From Book:** *Atlas O 3-Rail Layout Book*

**Minimum Table Size Required:** 11' x 26'

**3-Rail Nickel Silver Item #**O-32

**Products Required:** 149 pieces of sectional track, 14 turnouts, 1 turntable, 2 bridges and the necessary electrical components, rail joiners, track screws and layout wire.

The Adirondack & Lake Champlain is a modeler's delight! A modified figure eight, this layout features a turntable, two bridges, a branchline with wye and a yard. Two trains can run simultaneously on the main line and another can be switching cars in the yard. If you desire a layout that will provide long-time enjoyment, then this is the one for you!



## O-33 SKYKOMISH & CASCADE

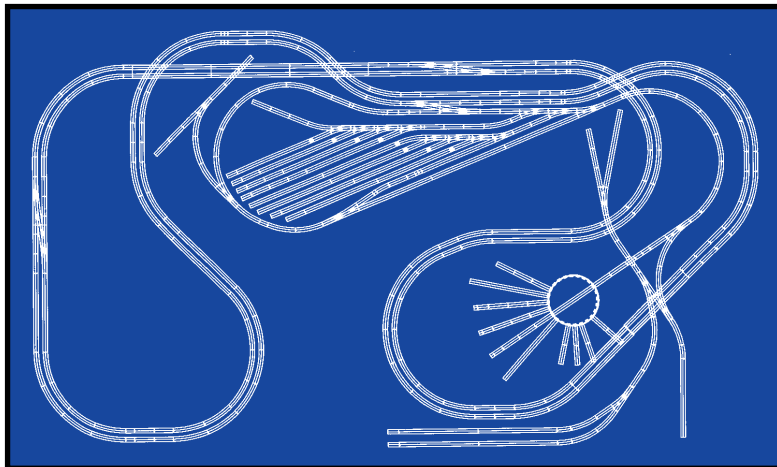
**From Book:** *Atlas O 3-Rail Layout Book*

**Minimum Table Size Required:** 18' x 31'

**3-Rail Nickel Silver Item #**O-33

**Products Required:** 346 pieces of sectional track, 25 turnouts, 1 crossing, 1 turntable, 5 bridges and the necessary electrical components, rail joiners, track screws and layout wire.

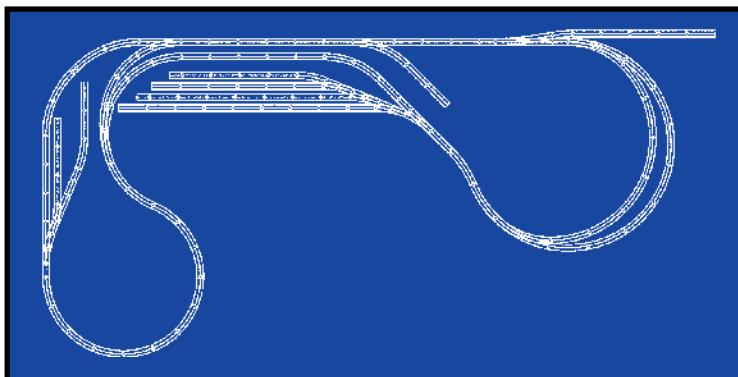
The Skykomish & Cascade is a sprawling layout that combines terrific operation with unlimited scenic possibilities. The main line is double-tracked and features wide curves and high-speed crossovers. A separate freight yard and locomotive terminal provide the storage areas for the rolling stock and motive power. As designed, this layout can be controlled by a single operator or can readily be the genesis of a small club with multiple control panels.



To order, please find a dealer near you at <http://locator.atlasrr.com>. For more ordering information and pricing, please see the price list inserted in this catalog.

HOBBY STORE LOCATOR: [HTTP://LOCATOR.ATLASRR.COM](http://locator.atlasrr.com)

# O 3-RAIL TRACK LAYOUTS



## O-34 DREW MADERE'S GOLDEN SPIKE CENTRAL

**From Book:** *Atlas O 3-Rail Layout Book*

**Minimum Table Size Required:** 21' x 10'

**3-Rail Nickel Silver Item #**O-34

**Products Required:** 110 pieces of sectional track, 12 remote switches and the necessary electrical components, rail joiners, track screws and layout wire.

### ATLAS O's LAYOUT CONTEST WINNER!

We are pleased to present Drew Madere's winning layout design. Drew has taken the traditional dogbone style of layout and modified it to fit his floor space and operating needs. He has incorporated features from his hometown prototype railroad into a model railroad that offers realism and fun. It works for Drew and it can work for you!


## O-35 THE "NEW" YORK CENTRAL

**From Book:** *Atlas O 3-Rail Layout Book*

**Minimum Table Size Required:** 9' x 38'

**3-Rail Nickel Silver Item #**O-35


**Products Required:** 155 pieces of sectional track, 16 turnouts, 2 double-slip switches, 1 double-track truss bridge, 2 deck bridges and the necessary electrical components, rail joiners, track screws and layout wire.



The "New" York Central is based on the popular display layout that Atlas O regularly shows at the TCA Spring & Fall meets at York, PA.

Modified for enhanced operation, the two main lines are now fully interconnected, allowing fluid movement of any train to any track. Industrial spurs have also been added, for those favoring way freight operation.

While primarily designed for "runners", the "N"YC has the potential for spectacular scenic effects, especially on the left side of the layout.



## O-36 NEW JERSEY & LONG BRANCH

**From Book:** *Atlas O 3-Rail Layout Book*

**Minimum Table Size Required:** 14' x 33'

**3-Rail Nickel Silver Item #**O-36

**Products Required:** 295 pieces of sectional track; 31 turnouts; 3 double slip switches; 1 turntable, 1 single track truss bridge; 1 double track truss bridge; and the necessary electrical components, rail joiners, track screws and layout wire.

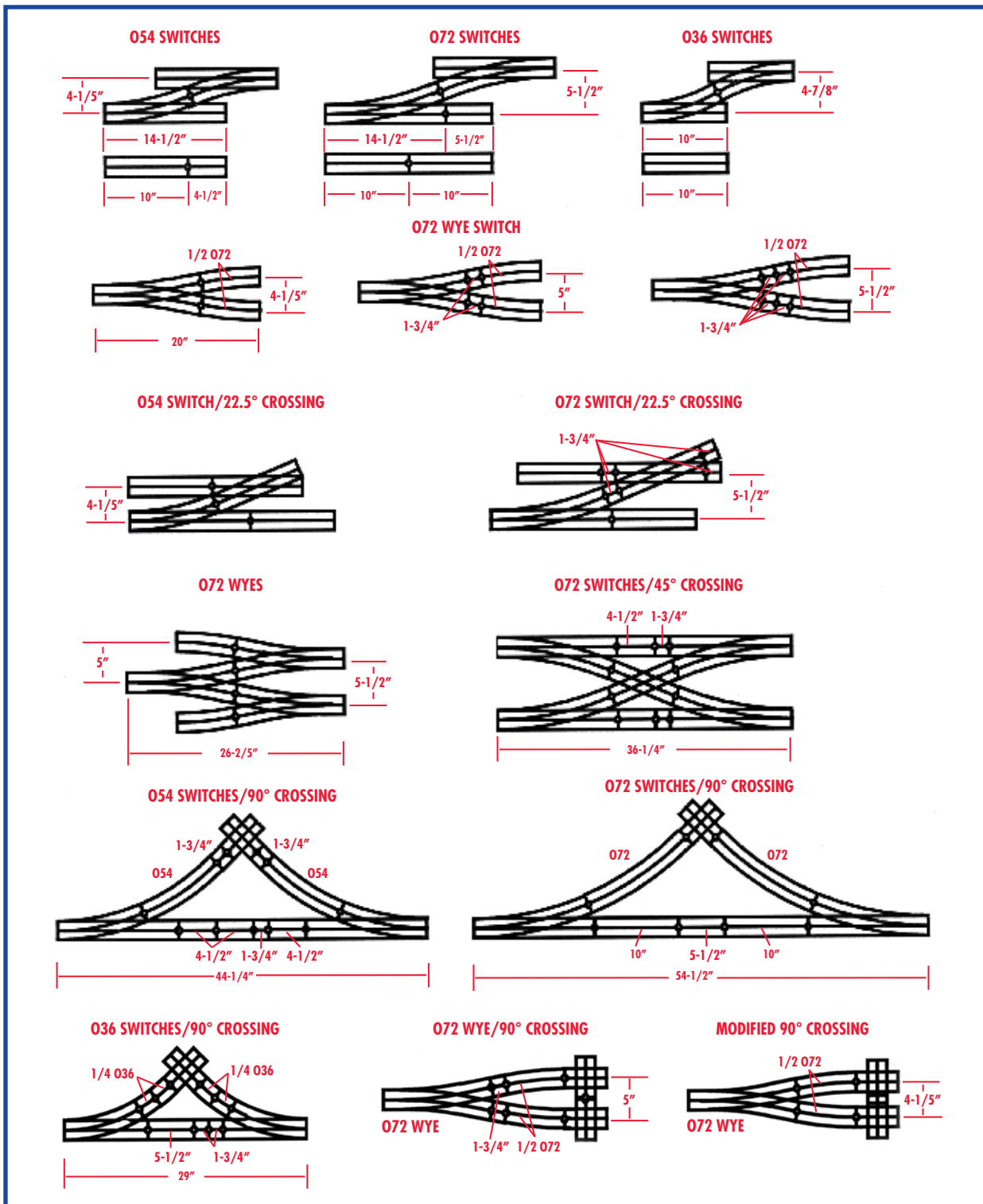
For operational fun, this layout cannot be beat! The New Jersey & Long Branch replicates in miniature, the prototype operations of the joint PRR and CNJ lines along the New Jersey coast. Using three levels for extended running, the NJ & LB features a mid-level junction that can accurately duplicate the electric to steam loco exchange of the prototype. Realistic end loops on the upper and lower levels mimic the real thing and are equipped with multiple storage tracks for both passenger and freight rolling stock. Connecting tracks between levels allow continuous running if desired. This layout is perfect for multiple operators or a small club.

To order, please find a dealer near you at <http://locator.atlasrr.com>. For more ordering information and pricing, please see the price list inserted in this catalog.

HOBBY STORE LOCATOR: [HTTP://LOCATOR.ATLASRR.COM](http://locator.atlasrr.com)

# DESIGNING YOUR OWN LAYOUT

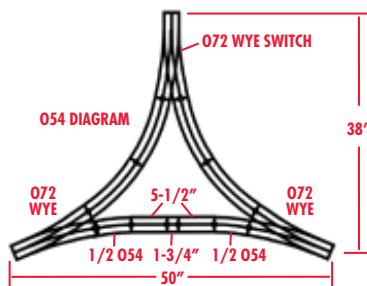
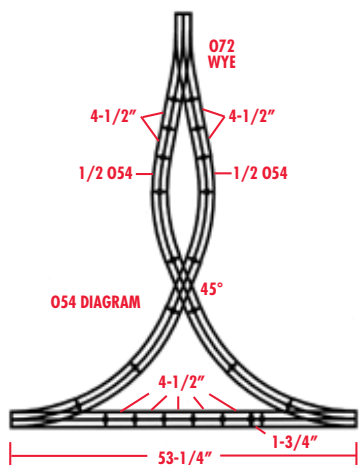
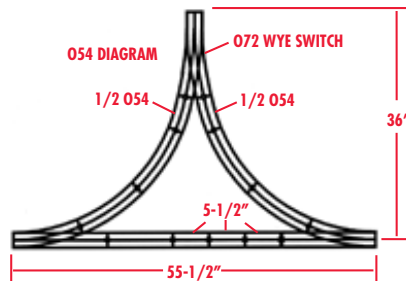
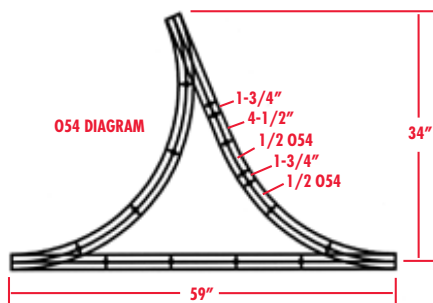
## SOME HANDY TRACK ARRANGEMENTS IN 3-RAIL



HOBBY STORE LOCATOR: [HTTP://LOCATOR.ATLASRR.COM](http://locator.atlasrr.com)

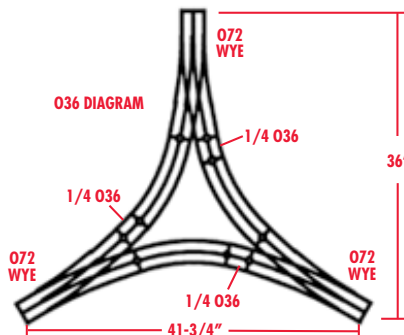
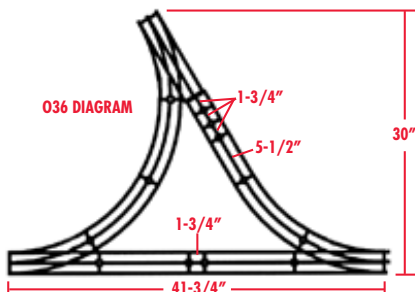
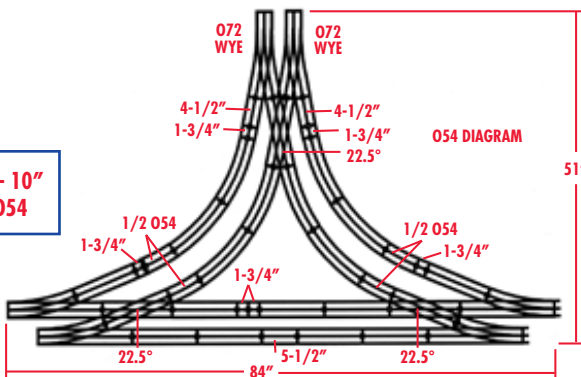
# DESIGNING YOUR OWN LAYOUT

## WYE TRACKS USING 054 & 036 CURVES AND SWITCHES



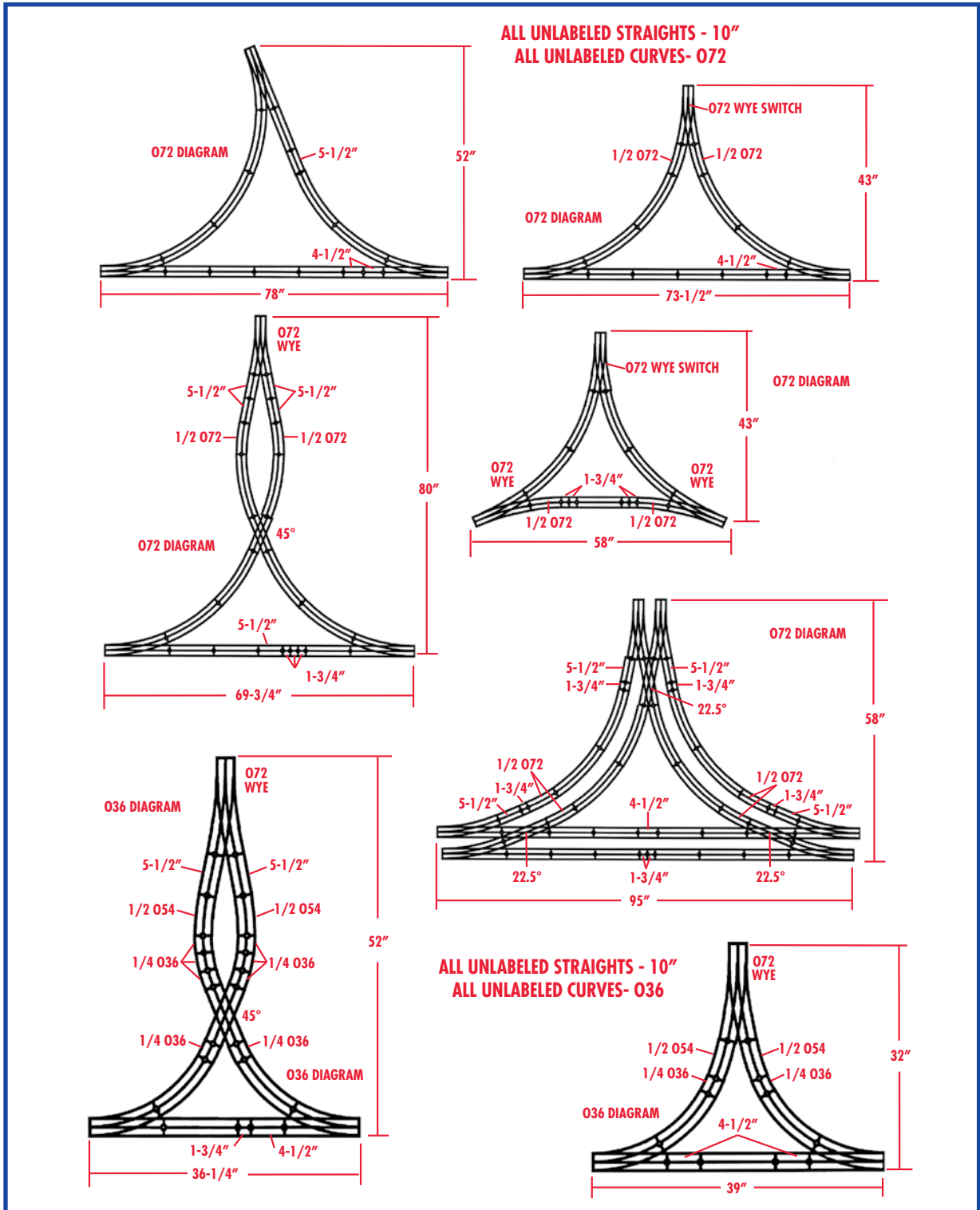
ALL UNLABELED STRAIGHTS - 10"  
ALL UNLABELED CURVES- 054

ALL UNLABELED STRAIGHTS - 10"  
ALL UNLABELED CURVES- 036



# DESIGNING YOUR OWN LAYOUT

## WYE TRACKS USING 072 & 036 CURVES AND SWITCHES



# O 3-RAIL REALISTIC ROADBED

*(3-Rail track is not included with roadbed)*

## THE 21<sup>ST</sup> CENTURY TRACK<sup>®</sup> SYSTEM JUST GOT EVEN BETTER!

*The latest offering from Atlas O in track ingenuity will surpass your expectations in quality and detail.*

*Atlas O's 3-Rail Roadbed is made from ground cork and plastic to simulate the ballast of a real railroad for a true, three-dimensional appearance.*

*Perfect for getting started in O model railroading or a layout around the Christmas tree, Atlas O's Roadbed will satisfy your need for realistic appearance, performance and reliability. And what's more, you do not have to bother with nails or glue for quick and easy set-up. Get started operating your trains right away with Atlas O's Realistic Roadbed.*

### Set-up Atlas O Track and Roadbed in 3 Easy Steps:

1. Prepare the surface (table, carpet or floor)
2. Snap the Atlas O track section in the roadbed
3. Connect your track sections together


*You're ready to wire and operate!*



Item #66010 - 10" Terminal Track



Item #66000 - Roadbed Loose Ballast (50 grams)



Item #66051 - 4-1/2" Straight



Item #66052 - 1-3/4" Straight (4 pcs.)



Item #66053 - 5-1/2" Straight



Item #66050 - 10" Straight

To order, please find a dealer near you at <http://locator.atlasrr.com>. For more ordering information and pricing, please see the price list inserted in this catalog.

HOBBY STORE LOCATOR: [HTTP://LOCATOR.ATLASRR.COM](http://locator.atlasrr.com)

# O 3-RAIL REALISTIC ROADBED

*(3-Rail track is not included with roadbed)*



*Item #66062 - 0-72 Full Curve*



*Item #66045 - 0-45 Curve*




*Item #66060 - 0-54 Curve*




*Item #66066 - 0-36 Curve*



*Item #66063 - 0-72 Half Curve*



*Item #66074 -  
0-72 Wye Switch*




*Item #66080 - 90° Crossing*

*To order, please find a dealer near you at <http://locator.atlasrr.com>. For more ordering information and pricing, please see the price list inserted in this catalog.*


**HOBBY STORE LOCATOR: [HTTP://LOCATOR.ATLASRR.COM](http://locator.atlasrr.com)**

# O 3-RAIL REALISTIC ROADBED


*(3-Rail track is not included with roadbed)*



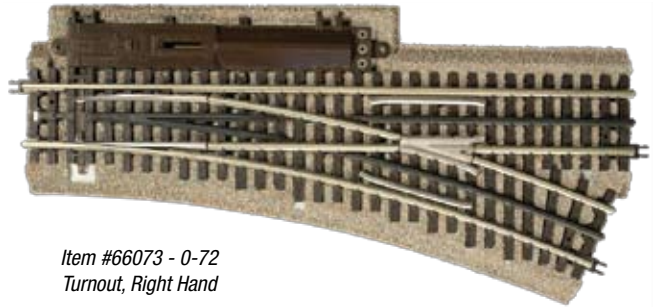
*Item #66070 - 0-54  
Turnout, Left Hand*




*Item #66071 - 0-54  
Turnout, Right Hand*




*Item #66072 - 0-72  
Turnout, Left Hand*



*Item #66073 - 0-72  
Turnout, Right Hand*




*Item #66085 - 0-45  
Turnout, Left Hand*



*Item #66086 - 0-45  
Turnout, Right Hand*



*Item #66075 - 0-36  
Turnout, Left Hand*



*Item #66076 - 0-36  
Turnout, Right Hand*

*To order, please find a dealer near you at <http://locator.atlasrr.com>. For more ordering information and pricing, please see the price list inserted in this catalog.*


**HOBBY STORE LOCATOR: [HTTP://LOCATOR.ATLASRR.COM](http://locator.atlasrr.com)**




# O INDUSTRIAL RAIL™ ROADBED TRACK

## TRADITIONAL TINPLATE TRACK WITH A TWIST!


*With its realistic roadbed, prototypical T-shaped rail and positive snap-lock connectors, the Industrial Rail™ Track System may be the best track of its kind. As a bonus this track is fully-compatible with the premium Atlas O 3-Rail 21<sup>st</sup> Century Track® System, and with the use of Item #1001096 Transition Track, connection to other track brands is a snap. This track has received rave reviews - "I really, really, really like the Industrial Rail™ Track System." - Bob Keller, CTT*




Item #1001010 - 10" Terminal Track




Item #1001051 - 4-1/2" Straight (4 pcs.)



Item #1001050 - 10" Straight (4 pcs.)



Item #1001052 - 1-3/4" Straight (4 pcs.)



Item #1001053 - 5-1/2" Straight (4 pcs.)




Item #1001059 - 10" Uncoupling Track

To order, please find a dealer near you at <http://locator.atlasrr.com>. For more ordering information and pricing, please see the price list inserted in this catalog.

HOBBY STORE LOCATOR: [HTTP://LOCATOR.ATLASRR.COM](http://locator.atlasrr.com)

# O INDUSTRIAL RAIL™ ROADBED TRACK




Item #1001066 - 0-36 Full Curve (4 pcs.)



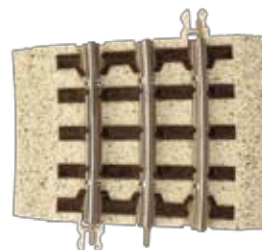
Item #1001075- 0-36 Manual Switch, Left Hand  
(Pre-production sample shown)




Item #1001076- 0-36 Manual Switch, Right Hand  
(Pre-production sample shown)



Item #1001096 - 10" Transition Track  
(To Lionel® Fastrack, MTH Real Trax and tubular)



Item #1001068 - 0-36 1/4 Curve (4 pcs.)



Item #1001080 - 90° Crossing

To order, please find a dealer near you at <http://locator.atlasrr.com>. For more ordering information and pricing, please see the price list inserted in this catalog.

HOBBY STORE LOCATOR: [HTTP://LOCATOR.ATLASRR.COM](http://locator.atlasrr.com)

# CONNECTING 3-RAIL TRACK

## CONNECTING ATLAS O TRACK TO YOUR EXISTING LAYOUT

We understand that many modelers have already made a substantial investment in track for their existing layouts, so to convert totally to Atlas O is daunting, to say the least. With that in mind, Atlas O track has been carefully engineered to be compatible with most brands of track currently available. The overall height of the track matches Lionel and K-Line 027, Lionel Super-O, Curtis, Ross and GarGraves.

By using the traditional 1/4" thick cork roadbed as a shim, Atlas O readily connects to O gauge tubular track. The Atlas O #6095 Transition Joiner makes connections to tubular track a snap. The illustrations below depict Atlas O track joining to several popular track systems.

Since the Atlas O Track System is based on traditional O gauge geometry, in many cases a one-for-one track section replacement is possible by using transition joiners at each end.


(Since Atlas O track has approximately the same overall height and rail shape as GarGraves and Lionel Super O, it can be joined either with #6096 Transition Joiner or, as shown below, with our standard rail joiners.)

### Atlas O Joined to O Gauge Tubular




Use #6095 Tubular Transition Joiners. Shim the Atlas O track with 1/4" thick cork roadbed.

### Atlas O Joined to GarGraves



Use #6096 GarGraves Transition Joiners.

### Atlas O Joined to O27 Tubular




Use #6095 Tubular Transition Joiners. Note: it may be necessary to slightly enlarge the openings in the O27 rail.

### Atlas O Joined to Lionel Super O



1. Cut back one metal tie on the Super O track.
2. Trim back the plastic web under the Super O rail.
3. Slide the Atlas O standard rail joiners on the two outer rails. Keep the center joiner on the Atlas O track.
4. Cut off the plastic snap-lock on the Atlas O track.
5. Push the track sections together. Crimp the center rail joiner around the Super O center blade rail.

### Atlas O Joined to MTH Track



Use #6095 Tubular Transition Joiners and MTH #40-1011 Adapter Track. Shim the Atlas O track with 1/4" thick cork roadbed.




# CONNECTING 3-RAIL TRACK

## INDUSTRIAL RAIL™ 10" TRANSITION TRACK


Connections to other brands of "O" scale track are easy when you use the #1001096 Transition Track from Industrial Rail™. Introduced in 2008, this vital track section is part of the growing Industrial Rail™ Roadbed Track System from Atlas O. Featuring prototypical T-shaped tinplate rails, detailed roadbed and positive snap-lock connections between sections, the realism of this track system becomes quite apparent when connected to the competition.

But the connectivity does not stop there. This transition piece also allows you to connect to traditional "O" tubular track with ease. Compatibility issues are quickly resolved with this 10" section of track!


This transition track is not required when connecting Industrial Rail™ Roadbed Track to Atlas O's premium 21<sup>st</sup> Century Track® System. Both systems utilize the same shaped rail, geometry and snap-lock connectors and are fully interchangeable in a layout. Prototypical, economical and compatible, the Industrial Rail™ Roadbed Track System is the roadbed track for the 21<sup>st</sup> Century!



Industrial Rail™ Track joined to Lionel® Transition Piece



Industrial Rail™ joined to MTH® Adapter Track



Industrial Rail™ joined to "O" Tubular Track

TRANSITION TRACK IS NOT REQUIRED TO CONNECT INDUSTRIAL RAIL™ TO THE PREMIUM ATLAS O 3-RAIL 21<sup>ST</sup> CENTURY TRACK SYSTEM

HOBBY STORE LOCATOR: [HTTP://LOCATOR.ATLASRR.COM](http://locator.atlasrr.com)


# O 2-RAIL NICKEL SILVER TRACK

## 2-RAIL PREMIUM NICKEL SILVER 21<sup>ST</sup> CENTURY TRACK® SYSTEM

*Atlas O's realism, performance and reliability is offered in 2-rail! With talent and imagination, the nation's most distinguished track manufacturer has developed the only U.S. prototype Track SYSTEM for O Scale. Each track section is precision-molded with quality craftsmanship and exquisite detailing. And just like our 3-rail track, we use a solid nickel silver T-rail and brown ties for extra stability and of course superior electrical conductivity. You'll wonder how you ever got along without it!*

### Features:

- Code 148 Solid Nickel Silver Rail
- American prototype ties and tie spacing with correct spike, and tie plate and bolt details
- Dark brown tie strip
- Turnouts feature highly detailed metal insulated frogs and points
- Metal frog can be powered if desired
- UV compatible: great for both indoor and outdoor use



Item #7050 - 10" Straight Section



Item #7051 - 4-1/2" Straight Section




Item #7052 - 1-3/4" Straight Section (4 pcs.)



Item #7012 - 40.5" Radius 1/3 Curve (2 pcs.)



Item #7063 - 36" Radius Half Curve



Item #7056 - 2-Rail 40" Flex-Track® with Simulated Wood Ties

To order, please find a dealer near you at <http://locator.atlasrr.com>. For more ordering information and pricing, please see the price list inserted in this catalog.

HOBBY STORE LOCATOR: [HTTP://LOCATOR.ATLASRR.COM](http://locator.atlasrr.com)

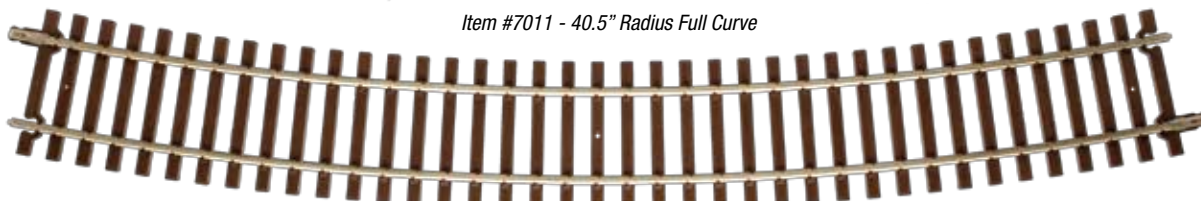
# O 2-RAIL NICKEL SILVER TRACK



Item #7062 - 36" Radius Full Curve



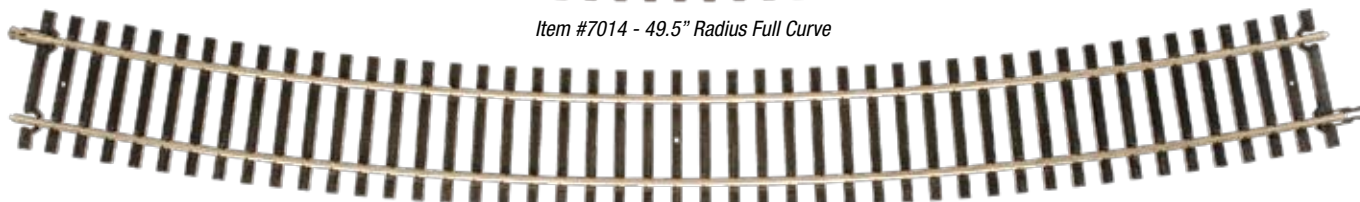
Item #7011 - 40.5" Radius Full Curve



Item #7013 - 45" Radius Full Curve




Item #7014 - 49.5" Radius Full Curve



Item #7016 - 54" Radius Full Curve

• • • • • **CUSTOM SUPREME CROSSINGS** • • • • •



Item #7080 - 90° Crossing




Item #7081 - 45° Crossing

To order, please find a dealer near you at <http://locator.atlasrr.com>. For more ordering information and pricing, please see the price list inserted in this catalog.


HOBBY STORE LOCATOR: [HTTP://LOCATOR.ATLASRR.COM](http://locator.atlasrr.com)

# O 2-RAIL NICKEL SILVER TRACK

..... CUSTOM SUPREME TURNOUTS & SWITCH MACHINES .....




Item #7021 - #7.5 Turnout, Left Hand



Item #7022 - #7.5 Turnout, Right Hand



Item #7024 - #5 Turnout, Left Hand



Item #7025 - #5 Turnout, Right Hand



Item #7074 - Wye Turnout



Item #7098 - Switch Machine, Left Hand



Item #7099 - Switch Machine, Right Hand

To order, please find a dealer near you at <http://locator.atlasrr.com>. For more ordering information and pricing, please see the price list inserted in this catalog.

HOBBY STORE LOCATOR: [HTTP://LOCATOR.ATLASRR.COM](http://locator.atlasrr.com)

# O 2-RAIL TRACK LAYOUTS

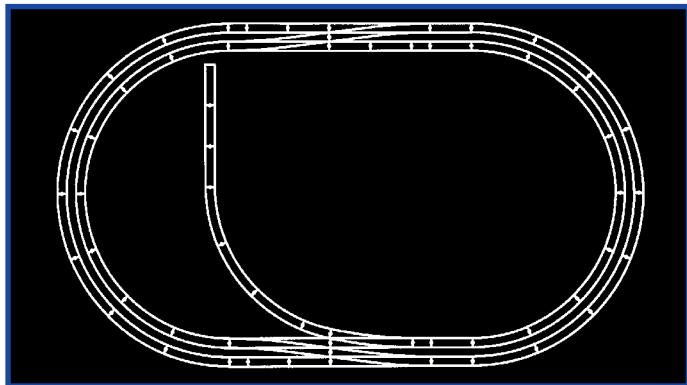
## CHOOSING A LAYOUT

### 1. REVIEW THE LAYOUTS

This catalog gives you a basic overview of every railroad plan currently offered by Atlas. Once you have decided which layout fits your scale, skill level, size and price range (see price list inserted into this catalog), you will be ready to purchase the layout. Do not attempt to construct a layout by using this catalog only.

### 2. PURCHASE THE LAYOUT

Atlas products are sold worldwide in hobby shops, as well as on our online store. Developing a relationship with your local hobby shop can enhance and assist your model railroading experience. Utilizing the advanced Atlas International Dealer Locator on our website (below), you can view and download directions to hobby shops in your area. If you choose not to buy all components at once, you could divide the layout into independent sections, then expand your railroad at your discretion.



### **O-201 TWIN CITIES CENTRAL**

**Minimum Table Size Required:** 7.5' x 12.5'

**2-Rail Nickel Silver Item #**O-201

**Products Required:** 53 pieces of sectional track, 5 turnouts and the necessary electrical components, rail joiners and layout wire.

The Twin Cities Central expands the basic oval to a two track main line with industrial spur. Crossovers allow full freedom of movement between loops. Enjoy two train operation in a minimum space!

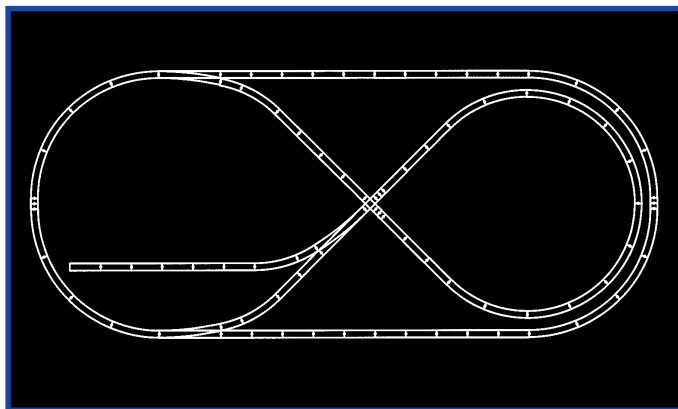
### **O-202 CASCADE & PACIFIC**

**Minimum Table Size Required:** 8' x 17.5'

**2-Rail Nickel Silver Item #**O-202

**Products Required:** 80 pieces of sectional track, 3 turnouts, 1 crossing and the necessary electrical components, rail joiners and layout wire.

One of the most popular track plans is the figure 8 because it allows a train to seemingly reverse directions. Adding a passing siding and a spur track enhances the layout. This layout plan is great for a modeler who likes to keep their trains moving. This layout can serve as the basis for layout O-203.

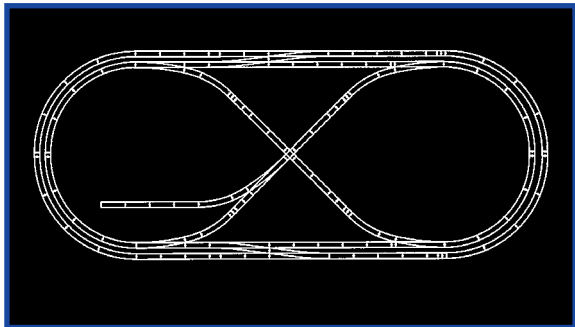


To order, please find a dealer near you at <http://locator.atlasrr.com>. For more ordering information and pricing, please see the price list inserted in this catalog.

HOBBY STORE LOCATOR: [HTTP://LOCATOR.ATLASRR.COM](http://locator.atlasrr.com)



# O 2-RAIL TRACK LAYOUTS



## O-203 RARITAN & SOUTH SHORE

**Minimum Table Size Required:** 8' x 18'

**2-Rail Nickel Silver Item #**O-203

**Products Required:** 112 pieces of sectional track, 9 turnouts, 1 crossing and the necessary electrical components, rail joiners and layout wire.

The Raritan & South Shore expands Layout O-202 to two ovals with a fully-interconnected figure eight. Trains can travel anywhere on the layout and Atlas O electrical components make wiring this layout a cinch!

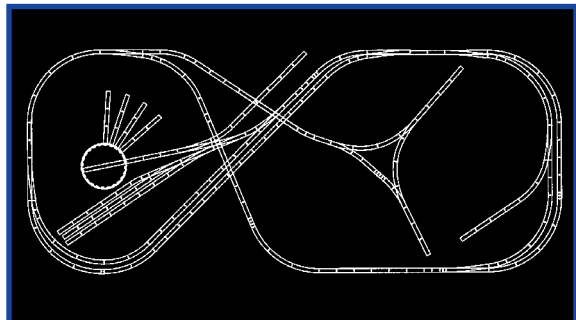

## O-204 HOBOKEN INDUSTRIAL

**Minimum Table Size Required:** 4' x 26'

**2-Rail Nickel Silver Item #**O-204

**Products Required:** 156 pieces of sectional track, 10 turnouts, 3 crossings, 1 turntable and the necessary electrical components, rail joiners and layout wire.

This layout is designed for the modeler with a narrow, limited space. A great deal of back-and-forth switching is required to reach many of the sidings. One of the neat aspects of this layout is the incorporation of Atlas O's fully operational turntable. The switching possibilities are limitless.



## O-205 ADIRONDACK & LAKE GEORGE

**Minimum Table Size Required:** 11' x 26'


**2-Rail Nickel Silver Item #**O-205

**Products Required:** 186 pieces of sectional track, 14 turnouts, 2 Pratt Truss bridges, 1 turntable and the necessary electrical components, rail joiners and layout wire.

Fun to build and operate, the Adirondack & Lake George features a small yard and passing sidings on the main line, allowing multi-train operation. Scenic possibilities are endless for this mountain railroad, and Atlas O's realistic Pratt Truss Bridges will just enhance your operational and visual enjoyment.

## A Starter Guide to the 21<sup>st</sup> Century Track® System

This handy pocket publication by Atlas O includes an array of 2-Rail and 3-Rail Track layouts that will last a lifetime! It explains the different features between 2-Rail and 3-Rail, and details the approach Atlas took while planning and designing the entire 21<sup>st</sup> Century Track® System, which resulted in geometrically intricate track patterns to be built with little or no cutting. There are also helpful tips, information on layout tools, FAQs, a detailed accessory section and a sketch of each 2-Rail and 3-Rail layout that Atlas offers to date (2008). Near each featured layout is information such as the minimum table size required, the type of track needed and a brief description of the layout. This very convenient guide is all you need to get started!

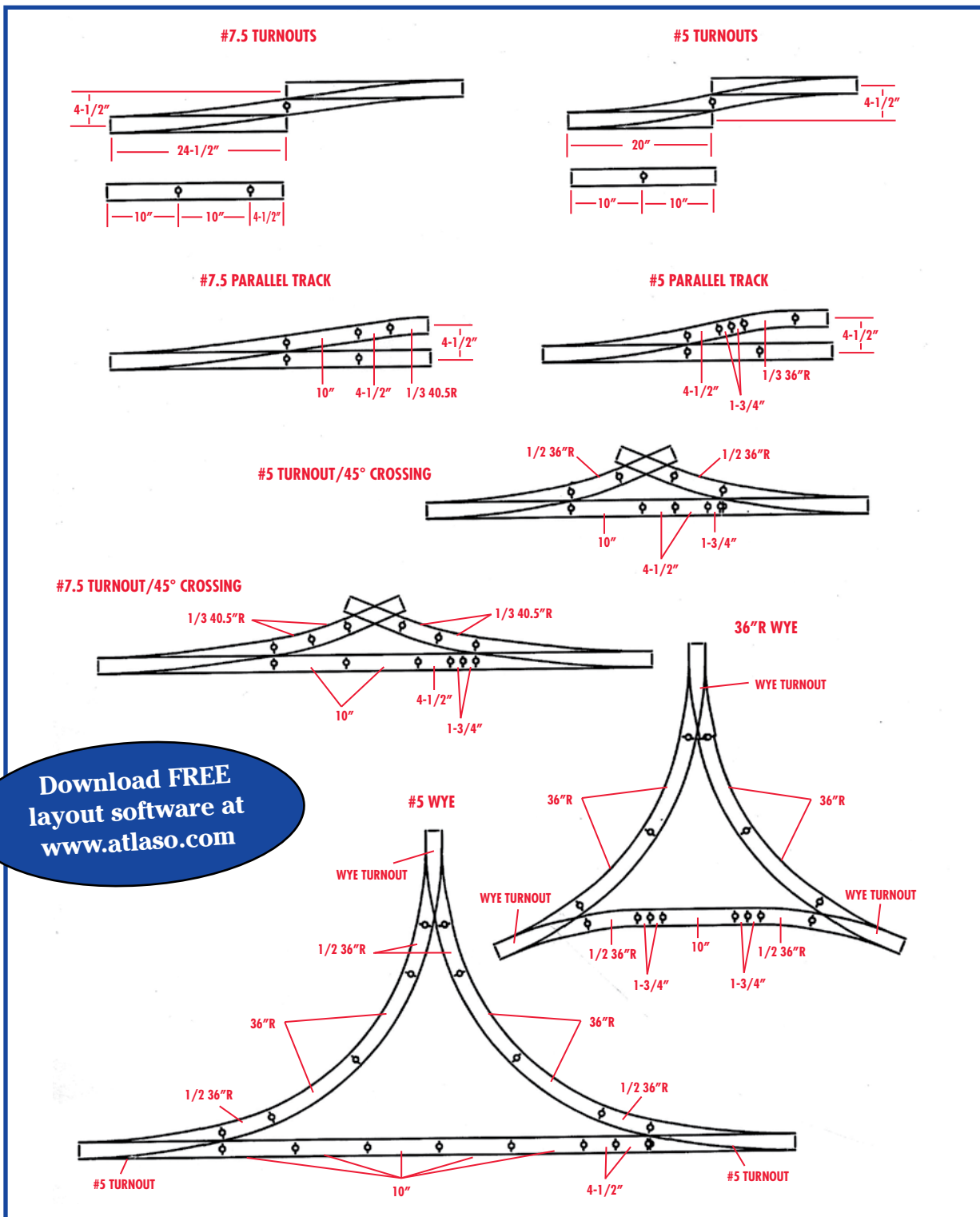


To order, please find a dealer near you at <http://locator.atlasr.com>. For more ordering information and pricing, please see the price list inserted in this catalog.

HOBBY STORE LOCATOR: [HTTP://LOCATOR.ATLASRR.COM](http://locator.atlasrr.com)

# DESIGNING YOUR OWN LAYOUT

## SOME HANDY TRACK ARRANGEMENTS IN 2-RAIL



Download FREE layout software at [www.atlaso.com](http://www.atlaso.com)

# O STRUCTURES AND ACCESSORIES

## O PRE-ASSEMBLED HILLSIDE STRUCTURES

Wouldn't you rather use all of your time running your fleet around the layout? If so, then Atlas O has just the thing for you.

Atlas O's popular premier line of trackside structures come pre-assembled for added convenience. These structures are finely detailed and crafted replicas based on actual buildings found across America. They have been recreated with realistic details and color schemes, bringing prototypical realism to your layout.


With no painting or gluing necessary to get these buildings onto your layout, you can spend more time doing what you love most - operating your trains!



Item #66900 - Signal Tower



Item #66901 - Passenger Station



Item #66902 - Station Platform

## O HILLSIDE STRUCTURE SERIES KITS

Our premier line of trackside structure kits are precision molded in appropriate colors. All kits include easy-to-follow assembly instructions and printed window glazing where required. All of our kits are fun and easy to assemble.

Item #6903 - Trackside Shanty & Elevated Gate Tower Kit



### TRACKSIDE SHANTY FEATURES:

- Detailed walls with both interior and exterior simulated sheathing
- Extra-details, including chair, crates, bench and more
- Molded in appropriate colors
- Finished building size: 2.5" x 5.25" x 3.5"

### ELEVATED GATE TOWER FEATURES:

- Detailed clapboard superstructure
- Opening windows
- Interior details including pot-bellied stove
- Molded in appropriate colors
- Finished building size: 3" x 3.75" x 7"

To order, please find a dealer near you at <http://locator.atlasrr.com>. For more ordering information and pricing, please see the price list inserted in this catalog.

HOBBY STORE LOCATOR: [HTTP://LOCATOR.ATLASRR.COM](http://locator.atlasrr.com)

# O STRUCTURES AND ACCESSORIES



## SUBURBAN PASSENGER STATION FEATURES:

- Highly detailed exterior
- Full interior details
- Additional station platform for extended length
- Window glazing
- Pre-printed water transfers with a variety of station signs
- Finished building size: 7.3" x 10.3" x 7.5" (Station only)

Item #6901 - Passenger Station Kit

Also Available! Item #6902 - Station Platform Kit (not shown)



Item #6900 - Signal Tower Kit

## SIGNAL TOWER KIT

One of the most recognizable railroad structures, the Atlas O Signal Tower, should find a home on your layout! Constructed of highly detailed styrene plastic, all parts are molded in appropriate colors, eliminating the need for painting. Build a highly-detailed structure that can be the focal point on your railroad empire!

### SIGNAL TOWER FEATURES:

- Detailed brickwork and clapboard siding
- Separately applied electrical conduits, drain and vent pipes
- Detailed Armstrong switch levers
- Extra detail parts, such as a broom, lantern and sign placards
- Includes window glazing with printed shades
- Pre-printed water transfer decals included
- Finished building size: 5" x 8" x 7.5"

## ICE HOUSE KIT & ICING PLATFORM KIT

Atlas O now offers the perfect companion structure for its wildly successful series of billboard reefers--the icing platform and adjoining ice house!

### FEATURES:

- Designed for modular construction--any length can be created by combining additional platform kits
- Raised platform that will accommodate two 40' reefer cars
- Lower level platform for side door loading
- End ladder
- Overall Icing Platform dimensions are 37"L x 4"W x 6"H
- Companion Ice House has dimensions of 14"L x 6"W x 9"H



Item #6906 & 6905- Ice House Kit & Icing Platform

To order, please find a dealer near you at <http://locator.atlasrr.com>. For more ordering information and pricing, please see the price list inserted in this catalog.

HOBBY STORE LOCATOR: [HTTP://LOCATOR.ATLASRR.COM](http://locator.atlasrr.com)

# O STRUCTURES AND ACCESSORIES

## O TRAINMAN® STRUCTURE KITS



Item #2009000 - Rural Station Kit  
(9-3/4" x 5-1/8" footprint)



Item #2009003 - Pedestrian Overpass Kit



Item #2009002 - Two Story House Kit  
(9-1/2" x 6-1/2" footprint)



Item #2009004 - Switch Tower Kit  
(7-1/4" x 4-1/4" footprint)



Item #2009001 - Engine House Kit  
(11-1/2" x 27-1/2" footprint)  
(5-1/2" track centers)

To order, please find a dealer near you at <http://locator.atlasrr.com>. For more ordering information and pricing, please see the price list inserted in this catalog.

HOBBY STORE LOCATOR: [HTTP://LOCATOR.ATLASRR.COM](http://locator.atlasrr.com)

# O STRUCTURES AND ACCESSORIES

## O ATLAS LASER DESIGN KITS


Atlas O is pleased to announce the release of Atlas Laser Design Structures. These full scale laser cut structures have been carefully crafted to be faithful recreations of the prototypes. These structures are made with the same high-quality construction you've come to expect from Atlas O.



Item #4001000 - Maywood Station Kit  
(18" x 6" foot-print, 5 3/4" High)




Item #4001002 - Outhouse Kit  
(1-1/4" x 1-1/4" foot-print,  
2-1/2" High)



Item #4001011 - Track Crossing Planks Kit  
(3" x 4-1/8" foot-print, 3-1/4" High)



Item #4001001 - Section House Kit  
(3" x 4-1/8" foot-print, 3-1/4" High)



Item #4001004 - 15" Victorian Super Flex Fence Kit



Item #4001005 - 60" Hairpin Style Super Flex Fence - Classical Kit



Item #4001006 - 0 56" Hairpin Style Super Flex Fence - Modern Kit



Item #4001003 - Telephone Shanty Kit  
(2" x 1" foot-print, 2-1/2" High)

To order, please find a dealer near you at <http://locator.atlasrr.com>. For more ordering information and pricing, please see the price list inserted in this catalog.

HOBBY STORE LOCATOR: [HTTP://LOCATOR.ATLASRR.COM](http://locator.atlasrr.com)

# O STRUCTURES AND ACCESSORIES

## O TRACK ACCESSORIES



Item #6904 - O Roundhouse Kit (Locomotives, turntable, track and scenery not included)

### O ROUNDHOUSE KIT

Atlas O's Roundhouse is based upon a prototype structure of the Delaware and Hudson Railroad that was once used to house and service locomotives. The Roundhouse is a styrene plastic kit molded in appropriate colors, so no painting is necessary. Designed specifically for use with the Atlas O Turntable, it will be an amazing addition to your dream layout.

#### FEATURES:

- Approximate area required: 40" x 40"
- Approximate height: 9"
- Stall track length: 37.25"
- Brick detail
- Opening doors
- Stalls spaced at 15 degrees
- Office building can be positioned in multiple locations
- Two different styles of ventilators
- Modular construction
- Easily expandable up to 21 stalls

Atlas O recommends the following track pieces (not included) for the stalls of the Roundhouse kit:

Item #	Description	Pieces
<b>3-RAIL TRACK</b>		
6050	10" Straight	9
6052	1-3/4" Straight	3
6053	5-1/2" Straight	3
<b>2-RAIL TRACK</b>		
7056	40" Flex-Track (cut to fit)	3

### O TURNTABLE

In the steam era, many railroads used turntables to turn locomotives for their next journey. Railroads still use turntables to assist in the maintenance of diesel locomotives and rolling stock. Based on a Santa Fe prototype, Atlas O has realistically duplicated its above ground details, so adding a working turntable has never been simpler. What's more, everything is included for easy tabletop installation.

#### FEATURES:

- Table diameter: 24"
- Proven Geneva-gearing for positive indexing
- Can be used for both 3-Rail and 2-Rail operation
- Will run on AC or DC power (not included)
- Compatible with Lionel® TrainMaster® Command (Lionel TMCC AMC is required, but not included)
- Molded in appropriate colors
- Complete hook-up instructions
- Simulated ballast details
- Easy tabletop installation
- Motor Drive included for smooth and easy operation



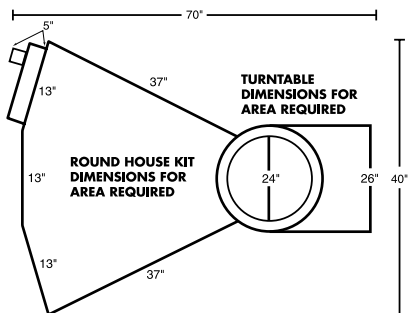
(Operator Shed)



Item #6910 - O Turntable



(Motor)



To order, please find a dealer near you at <http://locator.atlasrr.com>. For more ordering information and pricing, please see the price list inserted in this catalog.

HOBBY STORE LOCATOR: [HTTP://LOCATOR.ATLASRR.COM](http://locator.atlasrr.com)

# O STRUCTURES AND ACCESSORIES

## O PRATT TRUSS BRIDGE KIT

With a whopping 40" of realism, this structure kit is an incredibly detailed model of the Pratt Truss Bridge, a common sight on the railroads of yesterday and today. Based on a Missouri Pacific Railroad prototype, the model is truly representative of a bridge style that fits right at home on any rail line.

### FEATURES:

- 40" in length
- Overall height of 9.5" (from the bottom of the deck to top of bridge)
- Clearance for any piece of rolling stock currently available, including O scale double-stack container cars and double deck autoracks
- Full details on all bridge girders and deck members
- Internal steel structural pieces which allow for accurate see-thru deck construction
- Choice of single or double track versions
- Atlas O track included, available in both 3-rail and 2-rail versions
- #6095 and #6096 transition joiners included with 3-rail bridges



Item #6922 - Pratt Truss Bridge Add On Kit (3-Rail)

Item #7922 - Pratt Truss Bridge Add On Kit (2-Rail)

(Used to convert a single track bridge to double track)



Item #6920 - Single Track Pratt Truss Bridge Kit (3-Rail)

Item #7920 - Single Track Pratt Truss Bridge Kit (2-Rail)



Item #6921 - Double Track Pratt Truss Bridge Kit (3-Rail)

Item #7921 - Double Track Pratt Truss Bridge Kit (2-Rail)

To order, please find a dealer near you at <http://locator.atlasrr.com>. For more ordering information and pricing, please see the price list inserted in this catalog.

HOBBY STORE LOCATOR: [HTTP://LOCATOR.ATLASRR.COM](http://locator.atlasrr.com)



# O STRUCTURES AND ACCESSORIES

## • • • • • DECK GIRDER BRIDGE • • • • •

Based upon prototype deck bridges seen throughout the country that were designed for railroads to cross highways, small creeks, channels, and other road traffic, Atlas O's New Deck Girder Bridge is loaded with realistic detail and authenticity from every bolt and rivet.

### **FEATURES:**

- Highly detailed - based upon prototype deck bridges
- Metal construction with detailed cross-members and intricate rivet patterns
- Bridge deck molded in durable ABS with UV compatibility
- Decking and walkways have realistic wood grain and nut, bolt and washer details
- Walkway posts are realistically detailed with metal handrails
- Walkways can be removed for multiple track applications
- 20" in length for easy inclusion in the Atlas O 21st Century Track® System
- Available in both 2-rail and 3-rail



*Deck Girder Bridge Detail*

*Item #6923 - 3-Rail Deck Girder Bridge*



*Item #7923 - 2-Rail Deck Girder Bridge*

## • • • • • THROUGH PLATE GIRDER BRIDGE • • • • •

The through plate girder bridge is based on the prototype that sported construction of a bridge deck supported between two plate girders. This type of construction gives it the easily identifiable 'U'-shape. The design features of the Plate Girder allow for a visually-minimal structure that is quite versatile for relatively short spans. It is quite possibly the most common bridge type used by railroads.



*Item #7918 - 2-Rail Through Plate Girder Bridge - Single Track (N scale model shown)*



*Item #7919 - 2-Rail Through Plate Girder Bridge - Add-On Kit (N scale model shown)*

### **FEATURES:**

- Die cast girders and track supports
- Accurately detailed bridge track
- Tie strip has UV additive
- Available in both 2-rail and 3-rail
- Highly detailed
- Add-on kit available for multiple track main lines
- Track 18" in length; Girders 15" in length; height of girders 1.8"

*To order, please find a dealer near you at <http://locator.atlasrr.com>. For more ordering information and pricing, please see the price list inserted in this catalog.*

**HOBBY STORE LOCATOR: [HTTP://LOCATOR.ATLASRR.COM](http://locator.atlasrr.com)**